

CRAFTSMANSHIP, CUSTOMISATION & CLASS



PLANTATION SHUTTERS

best decision for your home

 Basswood  
Premium

 Thermo  
25

 Thermo  
Select

 Thermo  
TEC



Bayview Premium Basswood Shutters

Hinged mounted shutters | Semi circle shaped sunburst on highlight window.





## the best decision for your home


Bayview plantation shutters are synonymous with quality craftsmanship, comprehensive bespoke options and luxury with longevity. Bayview is a popular classic and premium window covering solution which remains an opulent and valuable product. Through quality craftsmanship and customisation of decorative and shaped framing options, these plantation shutters enhance the atmosphere in any room for every home.



Our Bayview Brand Promise is to deliver shutters of the highest quality which are manufactured to perfectly fit any window making this comprehensive range the best decision for your home.






 Bayview Thermo 25 Shutters  
Hinged mounted shutters.



 Bayview Premium Basswood Shutters  
Hinged mounted shutters | painted an accent colour with mid rail construction.



 Bayview Thermo 25 Shutters  
Hinged mounted shutters.



## comprehensive & convenient

### **Complete control of light and mood**

Each panel can be adjusted to filter and control light. Bayview shutters will let natural light in and still maintain privacy.

### **No fuss and low maintenance**

Bayview shutters are made with quality craftsmanship to ensure longevity and minimal user maintenance. Unlike other window solutions, Bayview are virtually fuss free too! These shutters are very quick and easy to clean and are excellent for dust allergy sufferers.

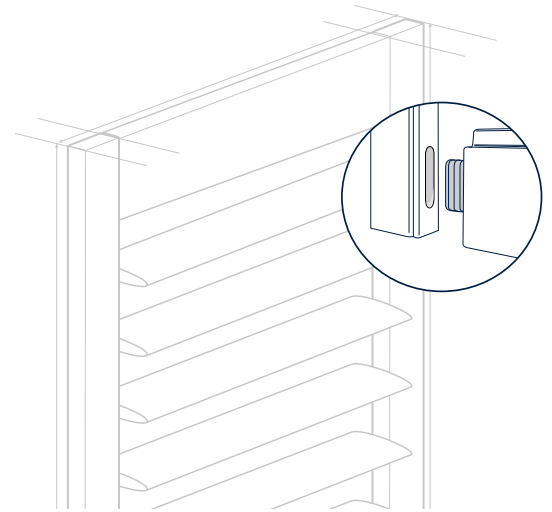
### **Insulated and economical**

Bayview will keep you cool during summer and help retain the heat during the winter making them a perfect solution to reduce your bills.

### **Comprehensive customisation**

Bayview shutters are manufactured to suit all window shapes and sizes because this premium product is custom made to suit any window.

This versatile range ensures that you get the most value and life out of your product in wet, dry or high usage areas.




Mortise and tenon joints, glued and screwed for stronger wider panels.






**Bayview Premium Basswood Shutters**  
Hinged mounted shutters | stained


## Shutter Type

Timber


 Basswood Premium






-  • **Stile and Blades** constructed from Premium Basswood timber creating stiff light weight panels.
-  • **Valspar 2 Pac paint or stain**, painted after assembly.




Thermopoly™


 Thermo 25







-  • **Stile and Blades** constructed from Thermopoly. This is a hard wearing and moisture resistant polyresin.
-  • **Valspar 2 Pac paint**, painted after assembly.




Hybrid Timber & Thermopoly™


 Thermo TEC






-  • **Stiles** constructed from Premium Basswood timber creating stiff light weight panels.
-  • **Baldes** engineered from Thermopoly for longevity that won't crack, chip or warp.
-  • **Valspar 2 Pac paint**, painted after assembly.




Thermopoly™

 Thermo Select



-  • **Stile and Blades** constructed from Thermopoly. This is a hard wearing and moisture resistant polyresin.
-  • **Water based paint**, pre-painted provides economical option.





## Comparison Table

 Basswood Premium	 Thermo Select+25	 Thermo TEC
High grade European Basswood frames and blades High grade European timber sourced only from FSC certified forests.	Polyresin blades with aluminium core with polyresin frames. Recyclable material and fire retardant.	High grade European Basswood frames with polyresin blades with aluminium core. High grade European timber sourced only from FSC certified forests.
 Low Maintenance	 Low Maintenance	 Low Maintenance
 Hypo Allergenic and Pet Friendly	 Hypo Allergenic and Pet Friendly	 Hypo Allergenic and Pet Friendly
Comprehensive colour, shapes and framing options.	 Moisture Resistance	Comprehensive shapes available.
 Energy Efficient	 Energy Efficient	 Energy Efficient

### WARRANTY

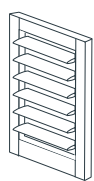
<b>PAINTED</b> 5yr paint, 5yr construction*	<b>STAINED</b> 3yr paint, 5 yr construction*	<b>THERMO 25</b> 10yr paint, 25yr construction*	<b>SELECT</b> 5yr paint, 20yr construction*	<b>PAINTED</b> 5yr paint 5yr construction*
---	--	---	---	--

### COLOUR OPTIONS

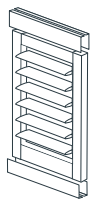
PAINTED			
<b>BASSWOOD PREMIUM</b> 20 colours Valspar 2 pac poly	<b>THERMO 25</b> 15 colours Valspar 2 pac poly	<b>SELECT</b> 4 colours Water Based	<b>THERMO TEC</b> 18 colours Valspar 2 pac poly
STAINED			
<b>BASSWOOD PREMIUM</b> 11 stain colours & painted black hand stained then clear lacquered	<b>THERMO 25</b> not available	<b>SELECT</b> not available	<b>THERMO TEC</b> not available
CUSTOM COLOURS			
<b>BASSWOOD PREMIUM</b> Available  Full range of painted and stained colour to highlight natural timber qualities. (Black and other dark colours available.)	<b>THERMO 25</b> Light colours only	<b>SELECT</b> Not Available	<b>THERMO TEC</b> Light colours only

# Selection Guide

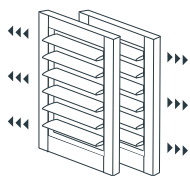
## MOUNTING OPTIONS



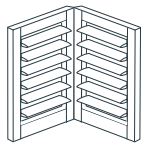
Standard Hinged



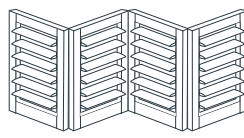
Fixed



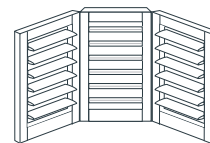
Sliding



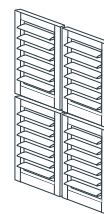
Corner Windows



Bi Folds

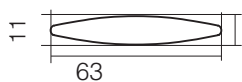


Bay Window

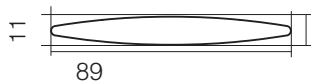


Tier on Tier


## BLADE SIZE



63

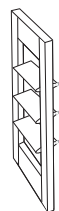


89

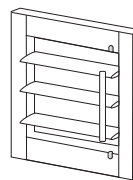


114

## TILT TYPE



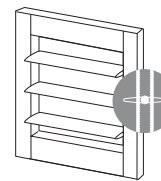
Clearview



Offset tilt

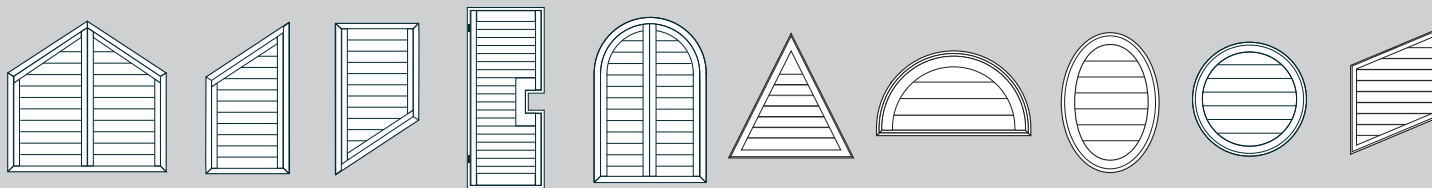


Centre tilt



Internal tilt

## CUSTOM & SPECIALIST SHAPES



best decision for your home

